

BRITISH ASSOCIATION OF  
ORAL SURGEONS-  
MEMBERSHIP  
QUESTIONNAIRE 2006

Peter Brotherton

March 2007



# BRITISH ASSOCIATION OF ORAL SURGEONS-MEMBERSHIP QUESTIONNAIRE 2006

## *Abstract*

Postal surveys of the BAOS membership, supplemented with further form returns from the BAOS 2006 conference were collected. From the survey questions an overview of the membership's views were gained. Overall the members were content with the direction in which BAOS is progressing.

## *Method*

A questionnaire was developed combining fixed and open ended responses. The design included a single sheet of questions only to enhance return thereby improving numbers.

Following approval of the questionnaire format by the BAOS council the survey was posted to all of the Members/Associate members that were then currently on the membership database. Included in the mail shot was a stamped self addressed envelope again to encourage return.

In addition attendees at the BAOS conference in Edinburgh who had failed to so far respond were encouraged to do so. Their responses were included in the assessment.

## *Results*

Out of the current membership there was a 24.1% response from members and 19.3% from associate members.

# BRITISH ASSOCIATION OF ORAL SURGEONS-MEMBERSHIP QUESTIONNAIRE 2006

## *Question 1*

### **Why did you join BAOS? (See appendix 1a)**

The majority of responses suggested that the BAOS represented their mutual interests. This was closely followed by an interest in the current politics and then historical membership from previous associations. 10% of responders were interested in the educational benefits membership conferred.

## *Question 2*

### **Are you on the specialist list for surgical dentistry?**

68 %	Yes
22.6 %	No
9.3 %	Two or more specialist lists

## *Question 3*

### **What would you like to see the association do for you? (Appendix 1b)**

A quarter of responders wished BAOS to promote "Oral Surgery". 16% wished help in facilitating entry onto the specialist lists. 10% gave no reply and the development of "oral surgery" and career progression both received 8% each. Various other answers gained from this open ended question are listed in the appendix.

# BRITISH ASSOCIATION OF ORAL SURGEONS-MEMBERSHIP QUESTIONNAIRE 2006

## *Question 4*

**Are you a member of BAOMS?**

More than half of BAOS members are not members of BAOMS. The more junior members were more likely to have joint membership

## *Question 5*

**What is your year of qualifying and from where? Do you have any post graduate qualifications? (Appendix 1c)**

**Year  
Place  
Post Grad Qualifications**

This question was designed to gain a flavor of the range of experience and qualifications for the membership. It is too open ended to summarize, but look to the appendices for results.

## *Question 6*

**What is your current post, how long have you been in post and where do you see your career leading? (Appendix 1d)**

**Post  
Duration  
Aspirations**

Again this question is open ended to summarize, but look to the appendices for results

# BRITISH ASSOCIATION OF ORAL SURGEONS-MEMBERSHIP QUESTIONNAIRE 2006

## *Question 7*

**If you are not on any specialist list, would you like to be and how would you accomplish this?**

This question follows on from an earlier questionnaire for associate members. Of those to whom it was pertinent the majority were unsure on how to progress gaining entry onto the specialist list. 3 people thought a CV/questionnaire/log book should be sufficient through mediated entry. Only 1 person thought to gain entry via a training post.

## *Discussion*

Despite the mail shot with SAE included and verbal reminders at conference the return of questionnaires were less than may have been hoped for.

The answers gained show a diverse background of practitioners from both the primary and secondary care setting.

The members of BAOS wanted predominantly an association that supported mutual interests with both updates and representation politically. They also sort an association that delivers and develops education specific to their fields of practice. Many commented that the association was most pertinent to their careers.

Promotion of the specialty of Oral Surgery was high in importance for their requirements in BAOS.

Current membership comprises approximately 75% of people on the specialist lists. The other 25% (mainly the more junior members) are not currently on a specialist list. They saw BAOS as the association in which to gain advice and support in facilitating entry onto the Specialist List.

The majority of members practiced as either Staff Grades or Associate Specialists. (See below). Most of these had been practicing for up to 10 years.

It was interesting and encouraging to look at the number of postgraduate qualifications that the responders had accrued.

There appears to be a fair degree of job satisfaction as 25% of responders sort no change to their job plan.

However, almost 20% of people wished to become Consultants in Oral Surgery.

Of the rest 16% wished to become an Associate Specialist and ~10% wished inclusion on a specialists list.

Members commented that they were happy with the way BAOS was progressing; the changes to the specialists list seem to echo wishes of the membership.

BAOS is still a fledgling organization and it would well worthwhile repeating this exercise in the future.

Pete Brotherton.

Associate Specialist. (But not on a specialist list)

Associate Members Representative on BAOS

Emails to

[peter.brotherton@hey.nhs.uk](mailto:peter.brotherton@hey.nhs.uk)

# APPENDICES

## 1A

### *Why did you join BAOS?*

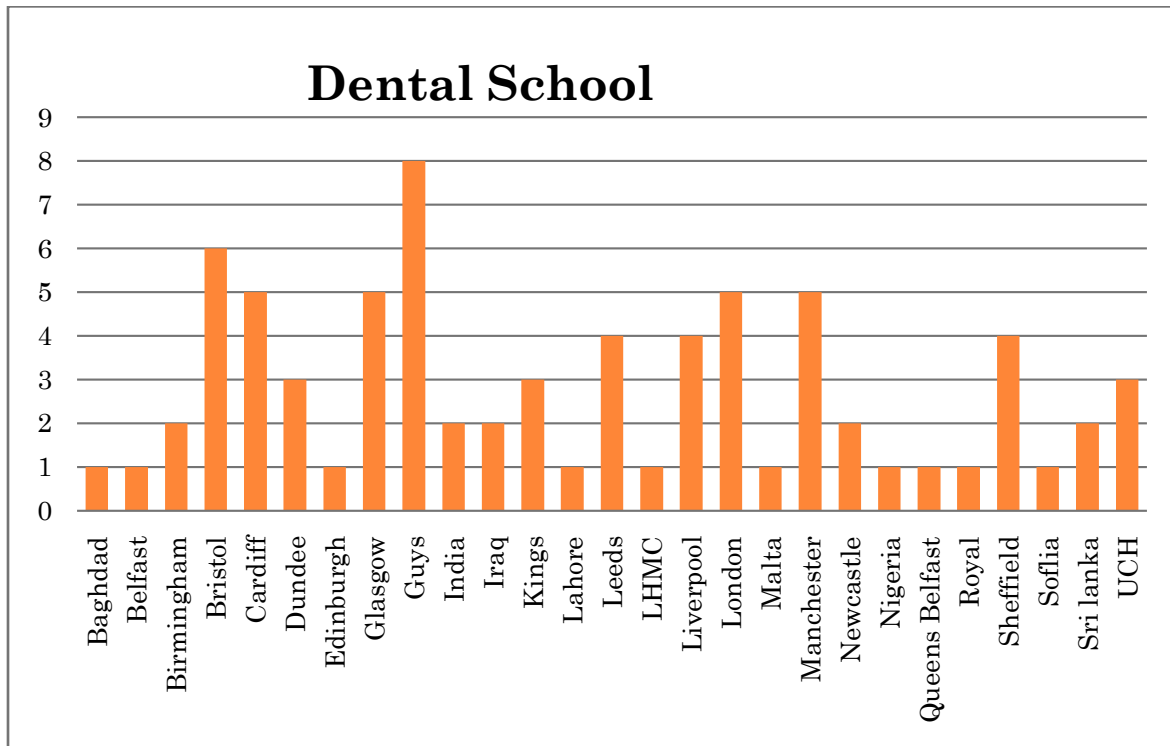
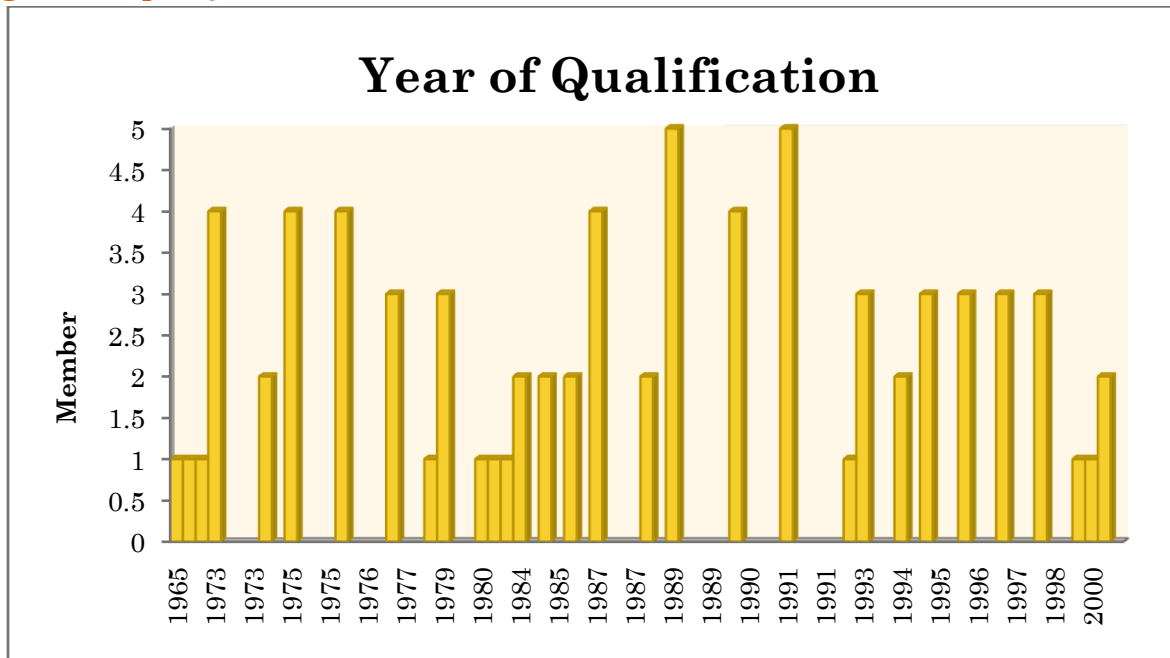
Mutual interest	30.6%
Politics	21.3%
From “beginning”	14.6%
Education	10.6%
More appropriate representation	6.6%
Other/No answer	6.6%
Resigned BAOMS	2.6%
Relevance to practice	2.6%
Social	2.6%
Training	1.3%

# 1B


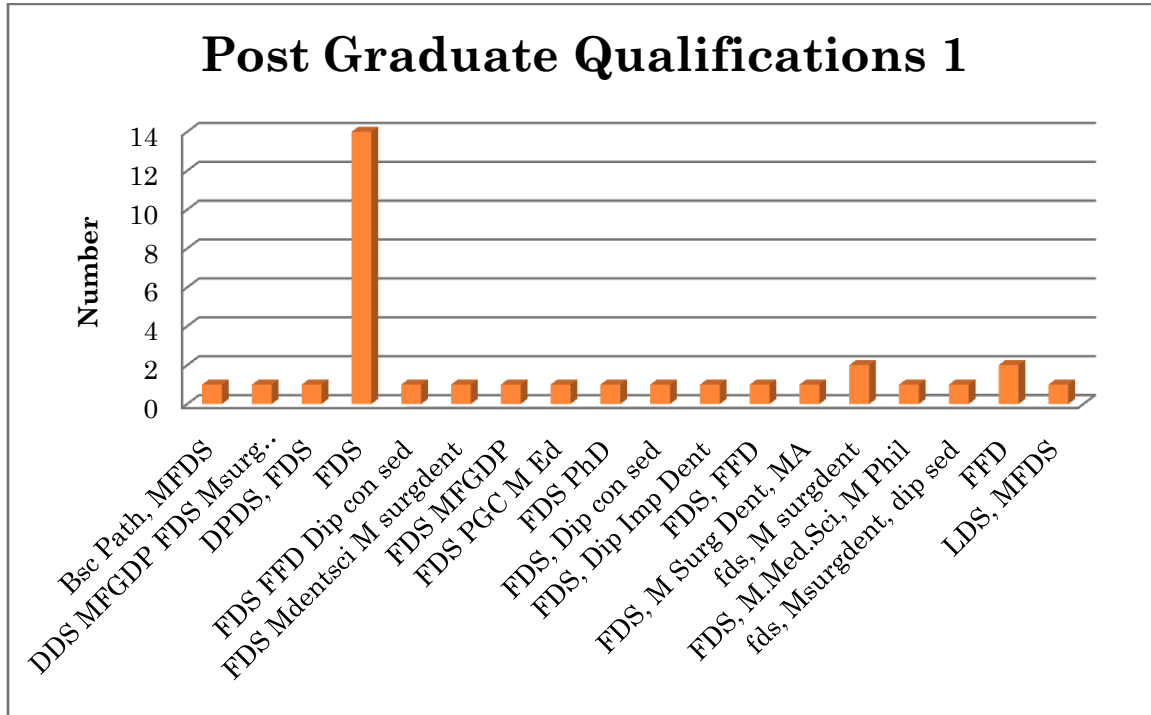
## *What would you like to see the association do for you?*

Promote OS	25.3%
Entry onto Sp list	16%
No response	10.6%
Develop OS	8%
Career progression/training	8%
Update	5.3%
CPD	5.3%
Happy as is	4%
SAS issues	4%
Become cons OS	2.6%
Promote OS not OMFS	2.6%
Negotiate with PCT's	2.6%
Politics/pressure group	2.6%
Recognition for work	1.3%
Journal	1.3%

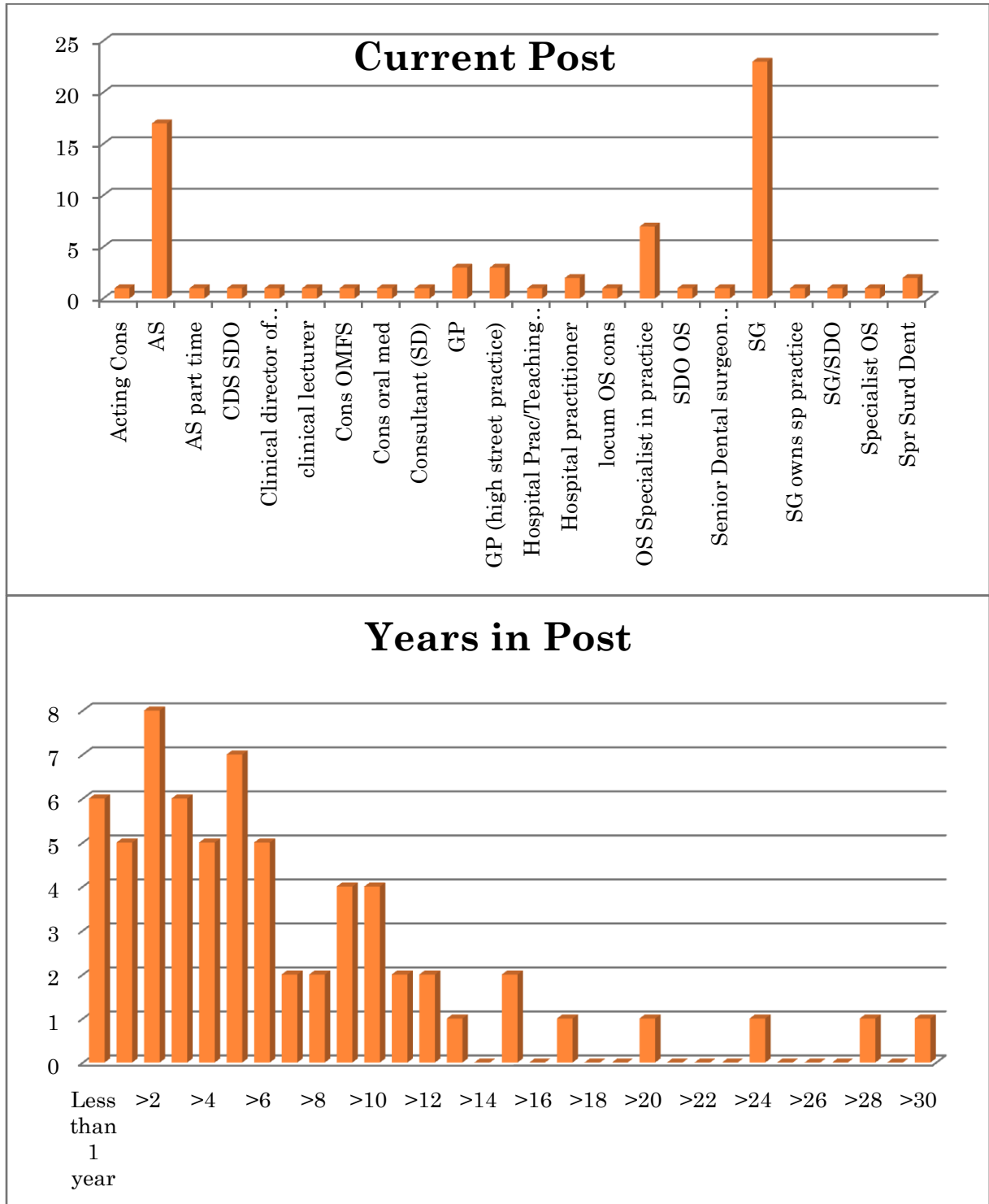
**1C** What is your year of qualifying and from where? Do you have any post graduate qualifications?



**1C** What is your year of qualifying and from where? Do you have any post graduate qualifications?



**1D** *What is your current post, how long have you been in post and where do you see your career leading?*



**1D** *What is your current post, how long have you been in post and where do you see your career leading?*

None	25.3	%
Cons OS	18.66	%
AS	16	%
Sp list	9.33	%
Split job plan	8	%
Retire	4	%
CCT	4.0	%.
Continue	4.0	%
Clinical Director	2.66	%
Teaching	1.33	%
PT Implant	1.33	%
Develop 2 <sup>nd</sup> Tier	1.33	%
Career in OS	1.33	%
Job Security	1.33	%
Become FT	1.33	%